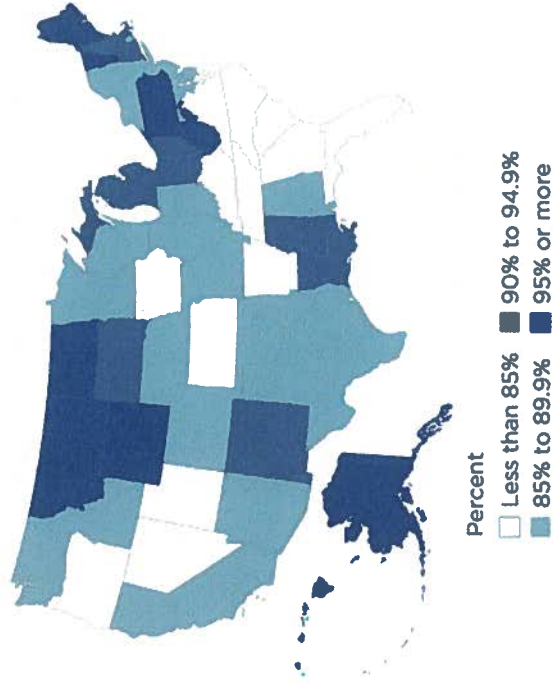


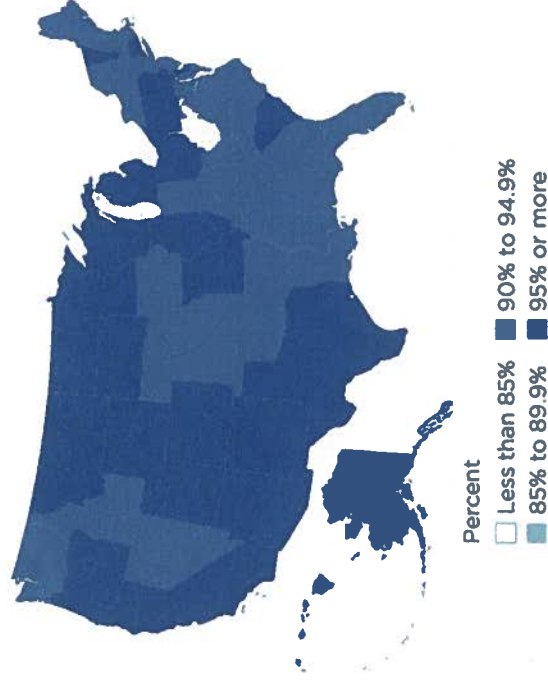
Latino Youth Citizenship, 2000 and 2014

A. Latino Children Who Are U.S. Citizens, 2000



Source: U.S. Census Bureau, 2000 Census 5-Percent PUMS.

B. Latino Children Who Are U.S. Citizens, 2014



Source: U.S. Census Bureau, 2014 American Community Survey PUMS.

IMMIGRATION ARRESTS INCREASE

Immigration and Customs Enforcement agents are fulfilling President Trump's vow to crack down on undocumented immigrants.

● JAN. 22-APRIL 29, 2016 ● JAN. 22-APRIL 29, 2017

ICE ARRESTS, TOTAL



ICE ARRESTS, UNDOCUMENTED IMMIGRANTS WITHOUT CRIMINAL RECORDS



SOURCE Immigration and Customs Enforcement
George Petras, USA TODAY





**U.S. Customs and
Border Protection**

Unaccompanied Alien Children Encountered by Fiscal Year

Numbers below reflect Fiscal Years 2009-2015, FY 2016 (October 1, 2015 - September 30, 2016)


Country	FY 2009	FY 2010	FY 2011	FY 2012	FY 2013	FY 2014	FY 2015	FY 2016
El Salvador	1,221	1,910	1,394	3,314	5,990	16,404	9,389	17,512
Guatemala	1,115	1,517	1,565	3,835	8,068	17,057	13,589	18,913
Honduras	968	1,017	974	2,997	6,747	18,244	5,409	10,468
Mexico	16,114	13,724	11,768	13,974	17,240	15,634	11,012	11,926



U.S. Customs and Border Protection

	FY 13	FY14	FY15	FY16
Unaccompanied children	38,759	68,541	39,970	59,692
Family units	14,855	68,445	39,838	77,674
Individuals	360,783	342,385	251,525	271,504
Totals	414,397	479,371	331,333	408,870

**United States Border Patrol
Southwest Border Apprehensions
Unaccompanied Children (FY12 - 16)**



	OCT	NOV	DEC	JAN	FEB	MAR	APR	MAY	JUN	JUL	AUG	SEPT	Total
— UC FY16	4,943	5,604	6,757	3,089	3,092	4,209	5,162	5,594	4,750	5,026	5,767	5,699	59,692
— UC FY15	2,519	2,610	2,858	2,118	2,385	3,126	3,273	3,943	3,833	4,182	4,638	4,485	39,970
— UC FY14	4,181	4,344	4,327	3,706	4,845	7,176	7,701	10,578	10,620	5,499	3,138	2,426	68,541
— UC FY13	2,333	2,392	2,218	2,260	2,986	4,120	4,206	3,985	3,384	3,607	3,718	3,550	38,759
— UC FY12	1,465	1,446	1,259	1,635	2,077	2,755	2,703	2,541	2,071	2,118	2,289	2,044	24,403